





# Connecticut Society of Eye Physicians Scientific CME Regional Meeting

## Navigating Ophthalmology's Many Challenges

June 14, 2024 - 8:00 am - 5:00 pm

at The Aqua Turf Club  
556 Mulberry Street, Plantsville, CT

Plus Vision Expo  
Raffles & Door Prizes



### Speakers:

Esen Akpek, MD

Uday Devgan, MD

Andrew Lam, MD

Robin Linker

Gretchen Morgenson

Paul Singh, MD

Mike Snyder, MD

James Tsai, MD

Lejla Vajzovic, MD

Larry Yannuzzi, MD

Register Today

[www.connecticutsocietyofeyephysicians.com](http://www.connecticutsocietyofeyephysicians.com)

# CSEP Physician's Agenda

## Annual Education Program Friday June 14, 2024



This CSEP Meeting will focus on how Competency-Based Medical Education (CBME) can positively impact and improve patient care through better procedural skills training.

### 7:45 Registration and Breakfast - Vendor Expo

8:00 Business Meeting – Martha Howard, MD, President

### 8:30 "AI What's Ahead"

– James Tsai, MD

*Objectives: 1. To review the currently available and future treatments designed for dry eye and address the unmet need in the therapeutic arena*

### 9:00 Cataract surgery in Patients with Ocular Surface Disease and Corneal Abnormalities."

– Eisen Akpek, MD *Objectives: 1. To inform the pre-operative evaluations and surgical decision making in patients with ocular surface disease and corneal abnormalities.*

### 9:30 "Protecting Yourself in Private Equity Employment Agreements "

– Mark Abruzzo, Esq

*Objectives: To review all aspects of private equity contracting*

### 10:00 Wellness Break - Refreshments in Vendor Hall

### 10:30 "Dry Eye: What Lies Ahead;"

– Eisen Akpek, MD

*Objectives: 1. to review the currently available and future treatments designed for dry eye and address the unmet need in the therapeutic arena*

### 11:00 The legend of Central Serous Chorioretinopathy (CSC)

– Larry Yannuzzi, MD

*Objectives: 1). To review of the evolving knowledge of the pathogenesis and available therapy*

### 11:30 Challenging Cataract Cases part 1

- Uday Devgan, MD

*Objectives-1. Review posterior polar cataracts 2. Techniques for brunescents & white cataracts including intumescent cases 3. Review MSICS surgery 4. CTRS when and how to use them*

### 12:00 Wellness Lunch - Andrew Lam, MD Author of the Masters of Medicine

### 12:30 Gretchen Morgenson, Author of "these are the Plunders

### 1:00 Cataract Surgery in Nanophthalmos: What's the big deal about tiny eyes?


- Mike Snyder, MD

*Objectives: To review multiple techniques pre-op and intra-opt techniques to manage shallow anterior chambers and posterior pressure.*

### 1:30 Gene Therapy for Retinal Disease: Current and Future

- Leila Vajzovic, MD

*Objectives- 1 To review history of gene therapy and promise of it. 2 Describe the variety of approaches to gene therapy including current and emerging treatment options for inherited retinal diseases and common retinal diseases. 3 Review the safety and efficacy of current and investigational gene therapies.*



### 2:00 Challenging Cataract Cases part 2

-Uday Devgan, MD

*Objectives: 1. To review posterior polar cataracts and the management of white cataracts including intumescent cases.*

*2. Describe proper approach to brunescents cataracts 3. Evaluate and highlight pearls for learning MSICS surgery 4 Review CTRS: including when and how to use them*

### 2:30 Unusual and Complex Iris Cases: Fixing Too Little or Too Much

- Mike Snyder, MD

*Objectives 1. To review the application and limitations of iris repair techniques. 2. Describe the application and limitations of iris prosthesis placement*

### 3:00 Wellness Break – Stretch with Vendors

### 3:30 The Legend of Drusen

-Larry Yannuzzi, MD

*Objectives: 1. To review of the evolution of DRUSEN leading to Age Related Macula Degeneration (AMD)*

### 4:00 The Voyage of Navigating Challenging Cataract Cases part 2

- Uday Devgan, MD

*Objectives - 1. To review phaco wound burns, including how to recognize, react, rescue, rehabilitate 2. Review how pupil size and centration affect trifocal and EDOF IOLs 3. Describe IOL exchange techniques for optimal outcomes 4. Describe how to manage floppy iris and iris prolapse 5. Managing capsular issues with premium/presbyopic IOLs*

### 5:00 CME Certificates & Doorprizes

“The Connecticut Society of Eye Physicians is accredited by the Accreditation Council for Continuing Medical Education (ACCME) to provide continuing medical education for physicians.”.

The Connecticut Society of Eye Physicians designates this educational activity for a maximum of 6.5 AMA PRA Category 1 Credit(s)™.

Physicians should only claim credit commensurate with the extent of their participation in the activity.

CSEP ensures that all decisions related to the planning, faculty selection, delivery, and evaluation of accredited education are made without any influence or involvement from the owners and employees of an ineligible company. In addition, CSEP ensures that the Accredited education is free of marketing or sales of products or services and that all faculty will not actively promote or sell products or services that serve their professional or financial interests during accredited education. CSEP will not share the names or contact information of learners with any ineligible company or its agents without the explicit consent of the individual learner.

## **The Connecticut Society of Eye Physicians**

### **Business Agenda**

Call to order 8:00 am – Martha Howard, M.D.

#### **II President's Report**

- A. AAO Mid Year Forum Report Day at the Capitol Washington, DC
- B. Executive Committee
- C. /Surgical Scope Contributions

#### **III Legislative Report – Bill Malitsky.**

#### **IV Treasurer's Report**

#### **V Education Committee**

**Report**

#### **VI other Business -Approve Mission Statement**

### **CSEP Mission Statement**

The Connecticut Society of Eye Physicians (CSEP) is committed to the highest standards of eye care through its continuing education activities. The semi-annual CSEP Scientific Education Programs are structured to present recent advances in the diagnosis and treatment of eye disease. The goal of CSEP educational programs is to protect and improve the eye health and vision of patients in a culture that supports diversity, inclusion and critical thinking of the effect of medical care on health equity.

CSEP Semiannual Scientific Education Programs are an opportunity for ophthalmologists and their staff to learn, identify and discuss critical issues facing their profession. CSEP programs present recent advances in the diagnosis and treatment of eye disease, through lectures, panels, symposia, scientific papers and videos. CSEP programs are designed to meet the clinical and educational needs of its members through the objectives proposed and evaluated by the CSEP Education Committee.

CSEP target audience includes ophthalmologists, ophthalmic technicians and office managers. CSEP educational activities include didactic lectures, panels, posters, videos and participatory activities. These activities are approved for CME credit whenever possible. CSEP expects that its target audience will incorporate best practice recommendations presented in CSEP educational programs into their daily practice. Specific competency, performance and patient outcome goals that result from CSEP programs are proposed by the presenters, reviewed by the CSEP Education Committee, and evaluated by the target audience participants

**Reviewed and Updated, February 26, 2023  
CSEP Executive Committee**





### **Eisen Akpek, MD**

Dr. Esen K. Akpek, Bendann Family Professor of Ophthalmology and Rheumatology, serves as the Director of the Ocular Surface Diseases and Dry Eye Clinic at the Wilmer Eye Institute, The Johns Hopkins University School of Medicine. She additionally serves as the Associate Director of the Jerome L. Greene Sjögren's Center at Johns Hopkins Bayview Medical Center. Dr. Akpek earned her medical degree from Hacettepe University School of Medicine in Ankara, Turkey. She completed her ophthalmology residency at Ankara Numune State Hospital, where she served as chief resident, and subsequently pursued an ocular immunology and uveitis fellowship at Harvard Medical School, Massachusetts Eye and Ear Infirmary. She then completed an additional fellowship in cornea and external disease at the Johns Hopkins University, Wilmer Eye Institute. Dr. Akpek became a faculty member at the Wilmer Eye Institute in 1999 and later served as the director of the cornea and external disease fellowship for 10 years.



### **Uday Devgan, MD, FACS, FRCS**

Uday Devgan is passionate about ophthalmology with a special interest in cataract and refractive surgery. He is in private practice at Devgan Eye Surgery in Los Angeles and a partner at Specialty Surgical Center in Beverly Hills, California. In addition, he is Chief of Ophthalmology at Olive View UCLA Medical Center where he has personally taught ocular surgery to more than 150 UCLA ophthalmology residents over the past two decades. Dr. Devgan is a Clinical Professor at the Jules Stein Eye Institute at the UCLA School of Medicine where he has won the faculty teaching award an unprecedented four times.

After graduating as Santa Monica High School valedictorian, he majored in microbiology and molecular genetics at UCLA. He completed his MD degree with highest distinction, summa cum laude, and multiple honors from the USC Keck School of Medicine where he was an early junior year inductee into the Alpha Omega Alpha medical honor society. Dr. Devgan finished his ophthalmology residency at the Jules Stein Eye Institute at the UCLA School of Medicine where he won awards for both research and achievement. He pursued and achieved Fellowship of the American College of Surgeons (FACS) and Fellowship of the Royal College of Surgeons of Glasgow (FRCS) out of admiration and respect for his father, a retired head and neck surgeon, who was a fellow of both of these organizations.

Dr. Devgan has taught ocular surgery in more than 50 countries, writes monthly columns in multiple ophthalmic journals, is involved with consulting and lecturing services for ophthalmic organizations and industry, and performs live surgery events at major ophthalmic meetings. His charity surgeon mission trips have taken him around the globe to countries such as Tonga, Vietnam, India, and South Africa. He also does additional charity ocular surgeries every week, delivering the gift of sight to the underserved population



### **Michael Snyder, MD**

Dr. Snyder specializes in diseases and surgery of the front of the eye, including small-incision, topical anesthesia cataract surgery. His special interests include traumatic cataract surgery, iris repair, corneal transplantation, and refractive surgery. Dr. Snyder has, with Dr. Robert Osher, pioneered artificial iris prosthesis use in the United States, aiding in the rehabilitation of acquired traumatic iris defects or congenital iris defects such as aniridia and ocular albinism. Dr. Snyder has developed extensive expertise with presbyopia-correcting intraocular implant lenses.

He completed both his undergraduate degree in Psychology and his Medical Degree from University of Michigan, followed by his Internship in Internal Medicine and General Surgery at Presbyterian/St. Luke's Medical Center of Denver, Colorado. Dr. Snyder served as Resident and Chief Resident in Ophthalmology at Krieger Eye Institute of Sinai Hospital of Baltimore. He then pursued subspecialty training in cataract, anterior segment & refractive surgery, corneal & external diseases, and ocular immunology at New England Eye Center and Ophthalmic Consultants of Boston. Following his Fellowship, Dr. Snyder cultivated a referral practice in cataract and corneal surgery in Albany, New York where he also taught Residents as an Assistant Clinical Professor of Ophthalmology at Albany Medical College. He joined the growing and internationally recognized Cincinnati Eye Institute in 1997.

At Cincinnati Eye Institute (CEI), Dr. Snyder continues to couple his clinical activities with an active interest in both teaching and research. Dr. Snyder is a Diplomate of the American Board of Ophthalmology, a Fellow of the American Academy of Ophthalmology, and a member of the American Society of Cataract and Refractive Surgeons. He is actively involved in teaching other ophthalmologist through these organizations and as a frequent "Guest Professor" nationally and internationally.

He continues to contribute to Ophthalmology textbooks and scientific journals as author, editor and reviewer.



### **James Tsai, MD,**

Dr. James Tsai serves as President of the New York Eye and Ear Infirmary of Mount Sinai (NYEE), the nation's first and longest operating specialty hospital, as well as System Chair and Delafield-Rodgers Professor of Ophthalmology at the Icahn School of Medicine at Mount Sinai. Before joining Mount Sinai, Tsai was the inaugural Robert R. Young Professor and Chair of the Department of Ophthalmology and Visual Science at Yale University School of Medicine and Chief of Ophthalmology at Yale-New Haven Hospital. Before his Yale faculty appointment, he directed the glaucoma division at the Edward S. Harkness Eye Institute, Columbia University College of Physicians and Surgeons. Tsai began his academic career at Vanderbilt University Medical Center, where he served as Assistant Professor of Ophthalmology and Visual Sciences and Residency Program Director.

A Magna Cum Laude graduate and Trustee Emeritus of Amherst College, Tsai earned his M.D. from Stanford University School of Medicine, his M.B.A. from Vanderbilt University, and a M.A. (Hon) from Yale University. He completed his residency in ophthalmology at the LAC-USC Medical Center and Doheny Eye Institute (at the time affiliated with the University of Southern California). Tsai received his glaucoma fellowship training at the Bascom Palmer Eye Institute, University of Miami Health System, and at Moorfields Eye Hospital/Institute of Ophthalmology in London. He is the recipient of the American Academy of Ophthalmology's Life Achievement Honor Award, Fight for Sight's Physician Scientist Award, USC/Doheny Eye Institute's Distinguished Alumnus Award, and Crain's New York Business' 2022 Notable Health Care Leaders Award. Dr. Tsai is also the Founding Director of the Center for Ophthalmic Artificial Intelligence and Human Health (COAIHH) at Icahn Mount Sinai.

### **Lejla Vajzovic, MD**



Dr. Vajzovic is a vitreoretinal surgeon and tenured Associate Professor of Ophthalmology at Duke University School of Medicine with expertise in adult and pediatric retinal diseases and surgery.

Dr. Vajzovic completed her vitreoretinal fellowship training at Duke and residency training at Bascom Palmer Eye Institute in Miami, FL. While in training, she received Heed Fellowship Award, Society of Heed Fellows Award and Retina Society Research Award. She is active on the Women in Ophthalmology (WIO) Board of Directors where she serves as a Treasurer and a Chair of Clinical Trial Training Program. In addition, she serves as a Retina Society American Academy of Ophthalmology (AAO) Council Representative and American Society of Retina Specialist (ASRS) Research and Safety in Therapeutics Committee Member. She is elected member of the Retina Society, Macula Society and Club Jules Gonin Society. Dr. Vajzovic has been awarded the AAO Achievement Award, ASRS Senior Honor Award, Vit Buckle Society Mentorship Award, WIO Emerging Leader Award and Emerging Leader Award by Duke University School of Medicine and Duke Medical Alumni Association

Dr. Vajzovic is passionate about translational research and collaborates closely with Duke biomedical engineers to develop imaging devices to improve ophthalmic care. She serves as a principal investigator for numerous national clinical trials in early to late stages of development. Her research interests span from pediatric to adult retinal diseases such as dry and wet age-related macular degeneration, diabetic retinopathy and venous occlusive diseases, as well as vitreoretinal surgical diseases.

### **Lawrence Yannuzzi, MD**



Dr. Lawrence A. Yannuzzi is a professor of clinical ophthalmology at Columbia University Medical School, director of The LuEsther T. Mertz Retinal Research Center of the Manhattan Eye, Ear & Throat Hospital, and founder and president of The Macula Foundation, Inc.

Dr. Yannuzzi has made numerous innovative and lasting contributions in imaging (fluorescein angiography and indocyanine-green angiography) drug development (first non-steroid anti-inflammatory drop) therapeutic modalities such as retinal laser photocoagulation. He has described new diseases, new associations and manifestations of established entities and photosensitization. He has published over 650 scientific papers and 13 books which have earned him respect and admiration in the ophthalmic-retinal community. He is well recognized as a devoted and excellent educator, a superb clinical diagnostician, and a prolific organizer of retinal meetings worldwide.

Dr. Yannuzzi is the recipient of numerous Awards, including an Honorary Doctorate by the University of Ancona, the Michelson Award for Retinal Vascular Disease, a distinguished Alumnus Award by Boston University, the Henkind -, Gass - and Patz Medals by The Macula Society, the Alcon Research Award, the Herman Wacker Award of the Club Jules Gonin, the Arthur J. Bedelle Award, the Retinal Research Award and the Gass Medal of the Retina Society, the Bietti Medal, the Pisart Award from the Lighthouse International, and a Lifetime Achievement Award by the American Academy of Ophthalmology. In 2022 he was chosen to give the coveted Donders Lectureship in the Netherlands.



## Author Presenters



**Andrew Lam, MD** is a retina surgeon and the award-winning author of four books: *Saving Sight*, an Amazon bestseller about his surgical career; *Two Sons of China*, a 2014 Foreword Reviews' Book of the Year Award winner; *Repentance*, a finalist for the Massachusetts Book Award; and *The Masters of Medicine*, about the greatest medical discoveries in modern times.

Before attending medical school at the University of Pennsylvania he earned a history degree from Yale University. His writing has appeared in numerous publications, including the *New York Times* and the *Washington Post*, and he has been a contributing commentator for PBS Newshour, NPR, and many other media outlets.

He is currently the senior partner at New England Retina Consultants in Springfield, Massachusetts, and is an assistant professor at the University of Massachusetts Medical School. Learn more at [www.AndrewLamMD.com](http://www.AndrewLamMD.com).



**Gretchen Morgenson** is the Senior Financial Reporter in the Investigations unit at NBC News, a position she assumed in Dec. 2019. Her stories appear as tv segments on NBC News network, cable and streaming shows and on [NBCNews.com](http://NBCNews.com).

Previously, Ms. Morgenson spent two years as Senior Special Writer in the Investigations unit at *The Wall Street Journal*, and almost 20 years as assistant business and financial editor and a columnist at *The New York Times*. She began covering world financial markets for *The Times* in May 1998 and won the Pulitzer Prize in 2002 for her “trenchant and incisive” coverage of Wall Street in which she revealed deep conflicts of interest among powerful and respected brokerage firm analysts.

A graduate of Saint Olaf College in Northfield, Minnesota, Ms. Morgenson worked as a stockbroker in New York City in the early 1980s, was a writer at *Money Magazine* later that decade and an assistant managing editor at *Forbes Magazine* in the 1990s. She is co-author, with Joshua Rosner, of “*Reckless Endangerment*,” a 2011 *New York Times* bestseller about the origins of the mortgage crisis. She is also co-author, with Rosner, of “*These are the Plunderers*,” a *Wall Street Journal* bestseller scrutinizing the private equity industry published in April 2023.

In addition to the Pulitzer Prize, Ms. Morgenson has won three Gerald Loeb Awards--one in 2002 for excellence in financial commentary, another in 2009 for her coverage of Wall Street and a third with a group of *New York Times* reporters in 2009. The following year, she received the Elliott V. Bell Award from the *New York* financial Writers' Association for her “significant long-term contribution to the profession of financial journalism.” In 2018, she received the Distinguished Achievement Award from the Society of American Business Editors and Writers for her “outstanding contribution to business journalism.”

Ms. Morgenson has also served on two Pulitzer Prize juries, evaluating investigative reporting entries in 2009 and 2010, and was a Loeb Award final judge for several years.







# Connecticut Society of Eye Physicians

## Annual Education Program

Friday, June 14 2024

The Aqua Turf Club

556 Mulberry Street, Plantsville, CT

### CSEP Physician Program Registration Form

(ophthalmologists only)

Fax to 860-5674174 or Email [debbieosborn36@yahoo.com](mailto:debbieosborn36@yahoo.com)

**Please make the following reservations:**

# \_\_\_\_\_ CSEP members at \$120.00 pre-registered, *After April 15, 2024 \$155.00*

# \_\_\_\_\_ MA, RI, NY, NJ ophthalmologists who are members of their state society or AAO at *\$120.00 pre-registered, After April 15, 2024 \$140.00*

# \_\_\_\_\_ Non-CSEP ophthalmologists at *\$300.00 After April 15, 2024 \$350.00*

# \_\_\_\_\_ Residents (all states) - Complimentary

\*Note: Per direction of the Executive Committee, attendance at CSEP sponsored educational physician meetings is limited to physicians, or out of state physicians who are members of their state society, and ophthalmology residents and fellows.

**(Note: Do NOT use this form to register for the separate meetings for ophthalmic management or ophthalmic technicians).**

Name \_\_\_\_\_ Street \_\_\_\_\_

City \_\_\_\_\_ State \_\_\_\_\_ Zip \_\_\_\_\_

Email Address \_\_\_\_\_ Telephone \_\_\_\_\_

My check for \$ \_\_\_\_\_ is enclosed

**Please mail this form with your payment to: CSEP, P.O. Box 854, Litchfield, CT 06759**

FAX: 860-567-4174 with enclosed credit card form

You can scan this form and email with credit card information to [debbieosborn36@yahoo.com](mailto:debbieosborn36@yahoo.com)

\*\*\*\*\*  
(for CSEP office use only)

Check # \_\_\_\_\_ Received: \_\_\_\_\_ Amount: \$ \_\_\_\_\_

**EARLY BIRD REGISTRATION DEADLINE April 15, 2024**



# Connecticut Society of Eye Physicians

Program Friday, June 14, 2024

## Credit Card Payment Form

Fax to 860-567-4174 or Email [debbieosborn36@yahoo.com](mailto:debbieosborn36@yahoo.com)

\_\_\_\_ Visa      \_\_\_\_\_ Mastercard      \_\_\_\_\_ American Express

\_\_\_\_/\_\_\_\_/\_\_\_\_/\_\_\_\_/\_\_\_\_/\_\_\_\_/\_\_\_\_/\_\_\_\_/\_\_\_\_/\_\_\_\_/\_\_\_\_/\_\_\_\_/\_\_\_\_/\_\_\_\_/\_\_\_\_/\_\_\_\_/\_\_\_\_  
\_\_\_\_/

(16 digit card number)

\_\_\_\_/\_\_\_\_/\_\_\_\_  
(Expiration date)

\_\_\_\_/\_\_\_\_/\_\_\_\_

\*3 digit # that appears on the back of the Visa/Mastercard

\_\_\_\_/\_\_\_\_/\_\_\_\_/\_\_\_\_

\*4 digit # that appears on the front of the American Express

\_\_\_\_\_ Billing address zip code

Name of Practice \_\_\_\_\_

Name of Physician \_\_\_\_\_

Email Address \_\_\_\_\_

Cell Phone \_\_\_\_\_

\$ \_\_\_\_\_ Total amount charged

\_\_\_\_\_

\_\_\_\_\_

(Card holder's name)

(Card holder's signature)

(Card holder's address)

(Practice name)

(City - State)

\*5 digit Zip code (required)

\_\_\_\_\_ Email address